



TAMU-College Station Student Course Evaluation (End-of-Term)

Completed

Spring 2025 - College Station / Student Course Evaluation (End of Term) / Anonymous Survey

Course Assignments: 9568 / Survey Participants: 280463

Schedule: 12/23/2024 to 5/30/2025

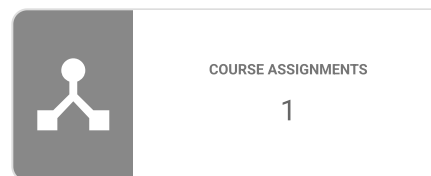
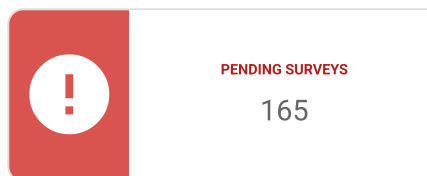
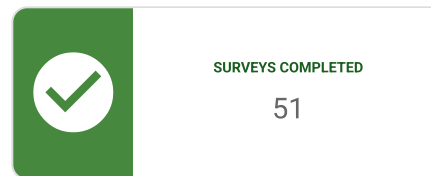
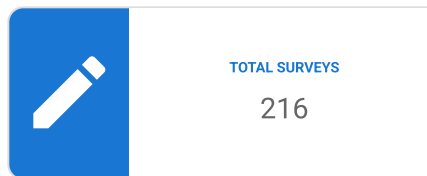
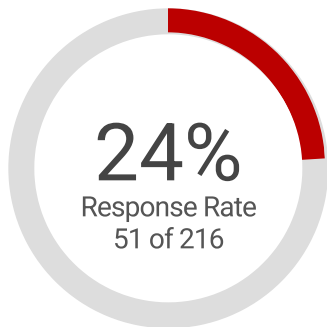
Results Available: 5/31/2025



This survey completed on **Friday, May 30, 2025 at 11:59PM.**

Institution: TAMU
College: Arts & Sciences
Department: CS-Economics
Course Section: ECON 410 502 MACROECONOMIC THEORY
Course Section Director: NA
Instructor: Yuzhe Zhang

Survey Overview : Course Section Results Aggregate



Survey Data : Course Section Results Aggregate

TAMU Student Course Evaluation

1

Begin this course evaluation by reflecting on your own level of engagement and participation in the course. What portion of the class preparation activities (e.g., readings, online modules, videos) and assignments did you complete?

(Multi-Choice, Single Answer)

Value Option		Total
1	<50%	1
2	50-70%	0
3	71-90%	5
4	>90%	45

Average

3.84

Median

4.00

Mode

4

Std. Dev. (Standard
Deviation)

0.50

Variance

0.25

*

2

Based on what the instructor(s) communicated, and the information provided in the course syllabus, I understood what was expected of me.

(Multi-Choice, Single Answer)

Value Option		Total
1	No, I did not understand what was expected of me.	2
2	I partially understood what was expected of me.	10
3	Yes, I understood what was expected of me.	39

Average
2.73
Median
3.00
Mode
3
Std. Dev. (Standard Deviation)
0.53
Variance
0.28

Student Comments:

- Need to make homework's more clear -- slides are somewhat disorganized without having read the textbook before lectures.
- I didnt like that the extra credit was difficult to obtain all available points as you had to compete with every other students. Wish it was less competition based.
- I think test expectations are unclear. On the 1st test, the lecture before the test he spent the whole lecture on a calculus problem and said he wasn't sure whether it would be on the test or not. I studied that and it wasn't on the test, but some really random oddly specific facts like Trump's policy in 2016. Also I wish that the rubric/expectation of homework FRQs were given before the assignment is due.
- Everything that we needed to know and do appeared in the syllabus and the slides.
- he didnt let us know how many assingments made up the homework grade. so i didnt know how much weight each of my assingments had and i did not like that uncertainty.

had wish didnt assingments homework
test before lecture

*

3

This course helped me learn concepts or skills as stated in course objectives/outcomes.

(Multi-Choice, Single Answer)

Institution Question

Value	Option	Total
1	This course did not help me learn the concepts or skills.	2
2	This course only slightly helped me learn the concepts or skills.	6
3	This course moderately helped me learn the concepts or skills.	15
4	This course definitely helped me learn the concepts or skills.	28

Average
3.35
Median
4.00
Mode
4
Std. Dev. (Standard Deviation)
0.84
Variance
0.70

Student Comments:

- I felt as if I learned more from the textbook than I did in class.
- Textbook helped; he did not
- ECON-203 introduced these concepts to me, but this course provided a calculus-based foundation.

Word Cloud Not Available

No text to process or the text does not contain words occurring at least 2 times.

*

4

In this course, I engaged in critical thinking and/or problem solving.

(Multi-Choice, Single Answer)

Value	Option	Total
1	Never	1
2	Seldom	5
3	Often	14
4	Frequently	31

Average
3.47
Median
4.00
Mode
4
Std. Dev. (Standard Deviation)
0.75
Variance
0.56

Student Comments:

- The problems were relatively straightforward, though some required additional thinking.

Word Cloud Not Available

No text to process or the text does not contain words occurring at least 2 times.

*

5

Please rate the organization of this course.

(Multi-Choice, Single Answer)

Value	Option	Total
1	Not at all organized	4
2	Slightly organized	4
3	Moderately organized	16
4	Very well organized	27

Average
3.29
Median
4.00
Mode
4
Std. Dev. (Standard Deviation)
0.91
Variance
0.84

Student Comments:

- At times, Professor Zhang was all over the place during lectures. His work was sometimes illegible. For the most part, he stayed on top of the materials.

Word Cloud Not Available

No text to process or the text does not contain words occurring at least 2 times.

*

6

In this course, I learned to critically evaluate diverse ideas and perspectives.

(Multi-Choice, Single Answer)

Value	Option	Total
1	Strongly disagree	2
2	Disagree	3
3	Neither agree nor disagree	7
4	Agree	16
5	Strongly agree	17
-	Not Applicable	6

Average

3.96

Median

4.00

Mode

5

Std. Dev. (Standard
Deviation)

1.09

Variance

1.20

Student Comments:

- I appreciate that Professor Zhang discussed real-life examples, such as Trump's tariff war, Reaganomics, and Obama's economics. Initially, at the frequent mention of Trump, I thought his examples would be very biased, but I was glad to be wrong when he mentioned other former presidents.

examples

*

7

Feedback in this course helped me learn. *Please note, feedback can be either **informal** (e.g., in class discussion, chat boards, think-pair-share, office hour discussions, help sessions) or **formal** (e.g., written or clinical assessments, review of exams, peer reviews, clicker questions).*

(Multi-Choice, Single Answer)

Institution Question

Value	Option	Total
1	No feedback was provided.	2
2	Feedback provided was not at all helpful.	3
3	Feedback provided was only slightly helpful.	5
4	Feedback provided was moderately helpful.	16
5	Feedback provided was very helpful.	13
6	Feedback provided was extremely helpful.	12

Average
4.39
Median
4.00
Mode
4
Std. Dev. (Standard Deviation)
1.31
Variance
1.73

Student Comments:

- You can sometimes make student feel stupid during office hours for asking simple questions, but at the end of the day, they learned from their mistakes and figured out the materials.
- he would always go over exam questions that lots of us missed which is really consdierate
- I appreciate that Professor Zhang went over frequently missed problems with us in class.




*

8

The instructor fostered an effective learning environment.

(Instructor Multi-Choice)

Institution Question

 Geumbi, Park Teaching Assistant

Value	Option	Total
1	Strongly disagree	1

Value	Option	Total
2	Disagree	1
3	Neither agree nor disagree	20
4	Agree	14
5	Strongly agree	12

Average
3.73
Median
4.00
Mode
3
Std. Dev. (Standard Deviation)
0.93
Variance
0.86

Student Comments:

- For the most part, Geumbi's feedback on the homework was helpful.

Word Cloud Not Available

No text to process or the text does not contain words occurring at least 2 times.

9

The instructor's teaching methods contributed to my learning.

(Instructor Multi-Choice)

Institution Question

Value	Option	Total
1	Did not contribute	20
2	Contributed a little	9
3	Contributed a lot	18

Average
1.96
Median
2.00
Mode
1
Std. Dev. (Standard Deviation)
0.90
Variance
0.81

Student Comments:

- did not go to them
- Did not interact with Geumbi Park.
- I never went to Geumbi's office hours, so I really do not have an opinion.

Word Cloud Not Available

No text to process or the text does not contain words occurring at least 2 times.

10

The instructor encouraged students to take responsibility for their own learning.

(Instructor Multi-Choice)



Geumbi, Park Teaching Assistant

Value	Option	Total
1	Did not encourage	15
2	Sometimes encouraged	13
3	Frequently encouraged	17

Average

2.04

Median

2.00

Mode

3

Std. Dev. (Standard
Deviation)

0.84

Variance

0.71

Student Comments:

- did not go to

Word Cloud Not Available

No text to process or the text does not contain words occurring at least 2 times.

11

Is this course required?

(Multi-Choice, Single Answer)

Value Option		Total
2	Yes	42
1	No	9

Average

1.82

Median

2.00

Mode

2

Std. Dev. (Standard
Deviation)

0.38

Variance

0.15

12

Expected Grade in this Course

(Multi-Choice, Single Answer)

Value Option		Total
1	A	25
2	B	23
3	C	3
4	D	0
5	F	0
6	I	0
7	S	0
8	U	0

Average
1.57
Median
2.00
Mode
1
Std. Dev. (Standard Deviation)
0.60
Variance
0.36

