



TAMU-College Station Student Course Evaluation (End-of-Term)

Completed

Spring 2025 - College Station / Student Course Evaluation (End of Term) / Anonymous Survey

Course Assignments: 9568 / Survey Participants: 280463

Schedule: 12/23/2024 to 5/30/2025

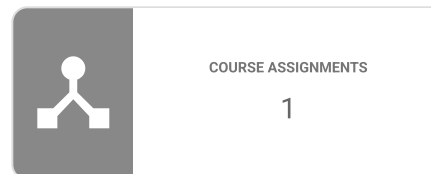
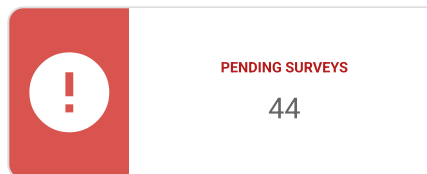
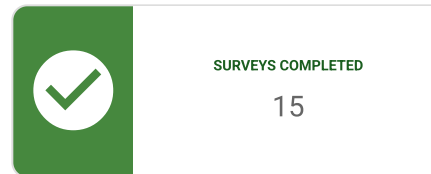
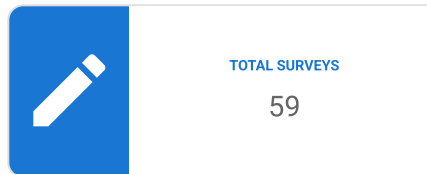
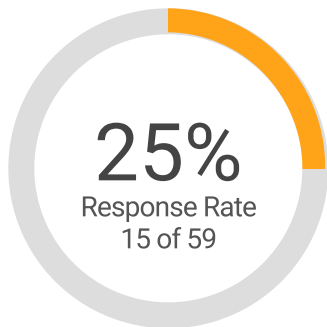
Results Available: 5/31/2025



This survey completed on **Friday, May 30, 2025 at 11:59PM.**

Institution: TAMU
College: Arts & Sciences
Department: CS-Economics
Course Section: ECON 410 501 MACROECONOMIC THEORY
Course Section Director: NA
Instructor: Yuzhe Zhang

Survey Overview : Course Section Results Aggregate



Survey Data : Course Section Results Aggregate

TAMU Student Course Evaluation

1

Begin this course evaluation by reflecting on your own level of engagement and participation in the course. What portion of the class preparation activities (e.g., readings, online modules, videos) and assignments did you complete?

(Multi-Choice, Single Answer)

Value Option		Total
1	<50%	0
2	50-70%	1
3	71-90%	4
4	>90%	10

Average

3.60

Median

4.00

Mode

4

Std. Dev. (Standard
Deviation)

0.61

Variance

0.37

*

2

Based on what the instructor(s) communicated, and the information provided in the course syllabus, I understood what was expected of me.

(Multi-Choice, Single Answer)

Value Option		Total
1	No, I did not understand what was expected of me.	0
2	I partially understood what was expected of me.	3
3	Yes, I understood what was expected of me.	12

Average
2.80
Median
3.00
Mode
3
Std. Dev. (Standard Deviation)
0.40
Variance
0.16

*

3

This course helped me learn concepts or skills as stated in course objectives/outcomes.

(Multi-Choice, Single Answer)

Institution Question

Value	Option	Total
1	This course did not help me learn the concepts or skills.	1
2	This course only slightly helped me learn the concepts or skills.	1
3	This course moderately helped me learn the concepts or skills.	10
4	This course definitely helped me learn the concepts or skills.	3

Average
3.00
Median
3.00
Mode
3
Std. Dev. (Standard Deviation)
0.73
Variance
0.53

*

4

In this course, I engaged in critical thinking and/or problem solving.

(Multi-Choice, Single Answer)

Institution Question

Value	Option	Total
1	Never	0
2	Seldom	1
3	Often	8
4	Frequently	6

Average
3.33
Median
3.00
Mode
3
Std. Dev. (Standard Deviation)
0.60
Variance
0.36

*

5

Please rate the organization of this course.

(Multi-Choice, Single Answer)

Institution Question

Value	Option	Total
1	Not at all organized	0
2	Slightly organized	1
3	Moderately organized	8
4	Very well organized	6

Average
3.33
Median
3.00
Mode
3
Std. Dev. (Standard Deviation)
0.60
Variance
0.36

*

6

In this course, I learned to critically evaluate diverse ideas and perspectives.

(Multi-Choice, Single Answer)

Institution Question

Value	Option	Total
1	Strongly disagree	1
2	Disagree	0
3	Neither agree nor disagree	2
4	Agree	9
5	Strongly agree	3
-	Not Applicable	0

Average
3.87
Median
4.00
Mode
4
Std. Dev. (Standard Deviation)
0.96
Variance
0.92

*

7

Feedback in this course helped me learn. *Please note, feedback can be either **informal** (e.g., in class discussion, chat boards, think-pair-share, office hour discussions, help sessions) or **formal** (e.g., written or clinical assessments, review of exams, peer reviews, clicker questions).*

(Multi-Choice, Single Answer)

Institution Question

Value	Option	Total
1	No feedback was provided.	0
2	Feedback provided was not at all helpful.	2
3	Feedback provided was only slightly helpful.	2
4	Feedback provided was moderately helpful.	7
5	Feedback provided was very helpful.	2
6	Feedback provided was extremely helpful.	2

Average

4.00

Median

4.00

Mode

4

Std. Dev. (Standard
Deviation)

1.15

Variance

1.33

*

8

The instructor fostered an effective learning environment.

(Instructor Multi-Choice)

Institution Question



Geumbi, Park Teaching Assistant

Value	Option	Total
1	Strongly disagree	0
2	Disagree	1
3	Neither agree nor disagree	6
4	Agree	6
5	Strongly agree	2

Average
3.60
Median
4.00
Mode
4,3
Std. Dev. (Standard Deviation)
0.80
Variance
0.64

9

The instructor's teaching methods contributed to my learning.

(Instructor Multi-Choice)

Institution Question



Geumbi, Park Teaching Assistant

Value	Option	Total
1	Did not contribute	6
2	Contributed a little	6
3	Contributed a lot	3

Average
1.80
Median
2.00
Mode
1,2
Std. Dev. (Standard Deviation)
0.75
Variance
0.56

10

The instructor encouraged students to take responsibility for their own learning.

(Instructor Multi-Choice)

Institution Question

Value	Option	Total
1	Did not encourage	4
2	Sometimes encouraged	8
3	Frequently encouraged	3

Average
1.93
Median
2.00
Mode
2
Std. Dev. (Standard Deviation)
0.68
Variance
0.46

11

Is this course required?

(Multi-Choice, Single Answer)

Institution Question

Value	Option	Total
2	Yes	14
1	No	1

Average
1.93
Median
2.00
Mode
2
Std. Dev. (Standard Deviation)
0.25
Variance
0.06

12

Expected Grade in this Course

(Multi-Choice, Single Answer)

Institution Question

Value Option		Total
1	A	5
2	B	10
3	C	0
4	D	0
5	F	0
6	I	0
7	S	0
8	U	0

Average
1.67
Median
2.00
Mode
2
Std. Dev. (Standard Deviation)
0.47
Variance
0.22

